

# ORIGINAL DESIGN EXCEPTIONAL QUALITY AND Pure Elegance for Modern Living



## ELITE

HANGZHOU ELITE SANITARY WARE CO.,LTD  
3rd Floor, Building 1, No.75 Beisha East road,  
Hangzhou Yuhang Economic and Technological Development Zone,  
Yuhang District, Hangzhou, CHINA  
Tel: 0571-86102023, 86102026  
E-Mail: caticwl@126.com



## ELITE





# WORLDWIDE CERTIFICATIONS



- ( The Famous Branded Products in China Sanitary Ware Industry )
- ( Guangdong private-own technical enterprise )
- ( ISO9001 System Certification )
- ( CE Certificate )
- ( CUPC Certificate )
- ( China Certificate for Water Conservation Product )
- ( Work Safety Standardization Certificate )

# ELITE



Manufactory in China

## BRIEF INTRODUCTION

HANGZHOU ELITE SANITARY WARE CO.,LTD . is a cooperated company between ELITE SANITARY WARE Industrial Co., Ltd in Hangzhou City, China and Elite Kitchen & Bath Products, Inc. in Hong Kong. HANGZHOU ELITE SANITARY WARE CO.,LTD .is manufacturesd high end showroom quality stainless steel sinks, faucets,shower drains and bath accessories.

Hangzhou Elite is located at Shuikou Town, Kaping City, China. The city is famous for its prolific number of plumbing industries and is known as the moniker of “kingdom of sanitary fittings and plumbing wares of China.” Our factory covers an area of 30,000 square meters is equipped with modern European machinery and used latest technology during the manufacturing process. Inspired by the western traditional design philosophy, Elite has created its classic style of elegant simplicity and durability combining with modern elements to merge into daily life.

With 25 years of experience in developing designs, manufacturing, wholesaling, and managing, Elite have been outstanding as a leading company offering the best quality products and services at a competitive rate. Elite is the pioneer to get ISO9001 and UPC certified in the industry, and our products export to Europe, America, and East and South Asia. We have also developed a nationwide market network in China.

Elite is a brand that embodies the spirit of our company: Delicacy, Astounding Workmanship, Exquisiteness, Innovation, and Everlasting Reliability. It represents our pride and confidence in serving our customers to the best of our ability.

The motto of Elite is to endeavor to perfect your life. We are always looking forward to cooperating with you in business!







# CONTENTS

Handmade Sinks	21-60
Domestic Style Sinks	61-64
European Style Sinks	65-74
American Style Sinks	75-78
Custom Accessories	79-82

Senses  
**Calm**  
simple  
**Uncompromising**  
**Easy**







Elite's sinks come in a variety of designs and styles to suit every need, and feature high capacity bowls, narrow rims, straight edges, and smooth surfaces.

Cold working is used to create high levels of strength and to improve smoothness and straightness, under the condition of not changing the properties of stainless steel. To ensure quality and to protect environment, no later period level processing is used. Small radius corners are made to increase the usable capacity of sink basin.



Top mount type

Undermount type

# GREEN · HEALTHY

Enjoy the pleasure of a green and healthy kitchen



The design idea of innovation carries on the promotion of the modern fashion idea technological, and introduces the element of Hi-Tech to make the most perfect and practical kitchen sink.

Material

SUS304 stainless steel is the top standard, most widely used material. It is made of at least 8% nickel and 18% chromium, and is durable and resistant to corrosion.

Surface Finish

Elegant satin polished finish creates an enduring, easy-to-clean luster that is impervious to water stains and mineral deposits.

Channel drainage technology /Drain Placement

4 diagonal channel grooves to allow for efficient and proper water flow to drain.Rear drain placement creates a more useable sink bottom and maximizes functional cabinet space under the sink.

Fine Technology

Even stretching and electric resistance welding provides durability, performance, and longer life. Seamless, no air holes, no welding marks.

Safe overflow holes

Large overflow holes to effectively divert water to the drain, equipped with durable overflow washers to form a watertight seal and ensure water conservation.

Strainer Parts

Strainer basket and body are made from SUS304 stainless steel. The double drain design helps catch food waste more efficiently and prevent clogs. PP drain pipes are durable and are used to ensure fast draining and prevent fractures, smell, and clogs. Strainers are easy to install and easy to use.

Sound Deadening Insulation

Sinks are equipped with sound absorption pads underneath the bowl to soften the noise of water dripping into the sink and an environment-friendly layer of anti-seepage and anti-condensation coating to prevent water droplets forming when cold food is placed in the sink.

Designs and Styles

Sinks come in a variety of designs and styles to suit every need, and feature high capacity bowls, narrow rims, straight edges, and smooth surfaces. Sink overflows are designed to enhance the function of the overflow drain.

# THE TOP LEVEL KITCHEN ARTS











## Kitchen Maintenance And Cleaning

- Washing the gutter usually. When not be used gutter must be dried.
- The left water will produce deposit mineral matter. Under this situation, low PH indicator vinegar solution can get rid of these deposit mineral matter and then wash by water.
- Do not leave the water on the gutter surface. The water with high Fe content maybe produce palm •red trace on the gutter surface.
- Do not put low carbon steel or cast iron kitchenware into the gutter.
- Do not put the rubber wash patch, wet wash sponge or wash mat into the gutter.
- The home appliances contain chlorine, bleach or food will be harmful to the gutter.
- The gas or steam with bleach or chemical scour will be harmful to the gutter.
- If you drop the photo medicine or soldering tin melt into the gutter, please wash by water immediately.
- Do not use the scour containing silver, sulfur or hydrochloric.
- Do not put the pickle, béarnaise sauce, mustard or other food containing salt into the gutter.
- Do not use the rubbing patch or material to clean the gutter.
- Do not regard the gutter as cutting board.
- Do not put the tools containing low carbon steel, metal or rusting things into gutters.
- Wrong use methods or wash or impure water will be harmful to the gutters.

### Note

- The stain at the bottom of gutter is caused by the rusting water. It will be Disappeared after a period time.
- If the dent is caused on the gutter during the delivery or installation, please contact the suppliers.
- The finger traces can be get rid of by usual scour.

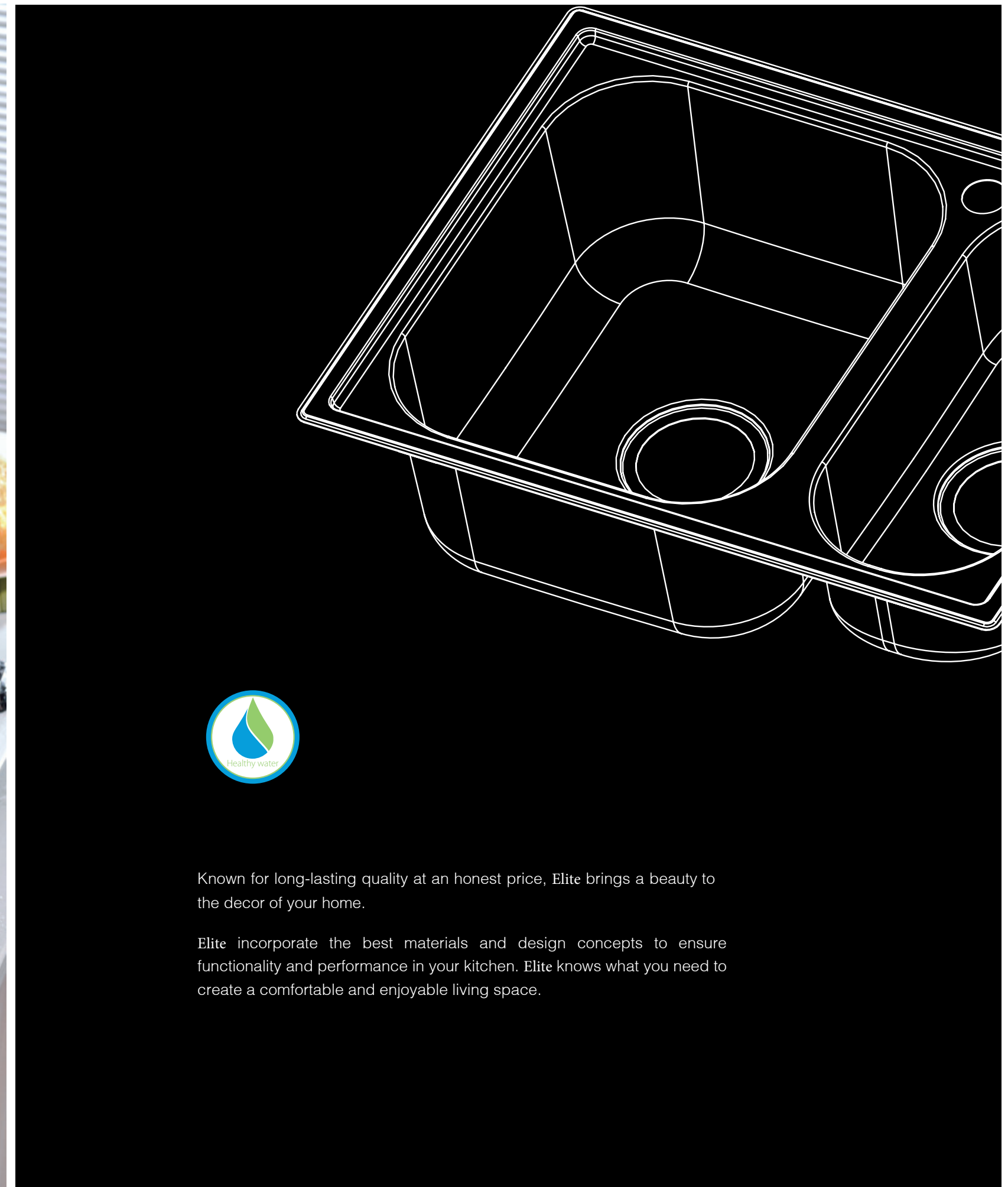
PRODUCT INDEX

	<b>24248</b> P-103		<b>3238</b> P-95		<b>BS131507</b> P-55		<b>CH321</b> P-111		<b>CH338</b> P-112		<b>CH371</b> P-78		<b>CH390</b> P-129		<b>CK237</b> P-110
	<b>24258</b> P-103		<b>3239</b> P-95		<b>BS161609</b> P-55		<b>CH322</b> P-125		<b>CH339</b> P-112		<b>CH372</b> P-79		<b>CH391</b> P-130		<b>DAF3320</b> P-133
	<b>24268</b> P-103		<b>3240</b> P-95		<b>BSQ121508</b> P-56		<b>CH323</b> P-111		<b>CH350</b> P-128		<b>CH375</b> P-80		<b>CH392</b> P-130		<b>DAF3320C</b> P-134
	<b>24278</b> P-104		<b>3250</b> P-96		<b>BSQ131610</b> P-56		<b>CH324</b> P-111		<b>CH351</b> P-115		<b>CH376</b> P-82		<b>CK220</b> P-108		<b>DH836</b> P-130
	<b>24288</b> P-104		<b>331616</b> P-149		<b>BST1515</b> P-143		<b>CH325</b> P-125		<b>CH352</b> P-115		<b>CH377</b> P-85		<b>CK221</b> P-108		<b>DSC301717</b> P-136
	<b>251610</b> P-101		<b>4241</b> P-96		<b>C8235</b> P-93		<b>CH326</b> P-125		<b>CH353</b> P-113		<b>CH378</b> P-86		<b>CK222</b> P-108		<b>DSQ241607</b> P-63
	<b>288</b> P-102		<b>4242</b> P-96		<b>CE121L</b> P-105		<b>CH327</b> P-115		<b>CH354</b> P-113		<b>CH379</b> P-129		<b>CK225</b> P-109		<b>DSQ241609</b> P-63
	<b>298</b> P-102		<b>4243</b> P-97		<b>CE121R</b> P-105		<b>CH328</b> P-126		<b>CH355</b> P-113		<b>CH380</b> P-124		<b>CK227</b> P-109		<b>DSQ271616</b> P-64
	<b>301616L</b> P-148		<b>AST102</b> P-143		<b>CE122L</b> P-105		<b>CH329</b> P-126		<b>CH357</b> P-128		<b>CH381</b> P-87		<b>CK228</b> P-109		<b>DSQ2816</b> P-63
	<b>301616R</b> P-148		<b>AST103</b> P-143		<b>CE122R</b> P-106		<b>CH330</b> P-126		<b>CH358</b> P-128		<b>CH382</b> P-88		<b>CK229</b> P-71		<b>DSQ301515</b> P-64
	<b>308</b> P-102		<b>ASU102</b> P-150		<b>CE125</b> P-106		<b>CH331</b> P-123		<b>CH360</b> P-114		<b>CH383</b> P-89		<b>CK230</b> P-110		<b>DSQ3116</b> P-66
	<b>3233</b> P-94		<b>ASU103</b> P-150		<b>CE126</b> P-106		<b>CH332</b> P-127		<b>CH363</b> P-114		<b>CH386</b> P-129		<b>CK233</b> P-72		<b>DSQ311815</b> P-64
	<b>3235</b> P-93		<b>ASU2816</b> P-148		<b>CE128</b> P-107		<b>CH333</b> P-112		<b>CH365</b> P-75		<b>CH387</b> P-90		<b>CK234</b> P-73		<b>DSU1916</b> P-146
	<b>3236</b> P-94		<b>BS121307</b> P-55		<b>CE129</b> P-107		<b>CH336</b> P-127		<b>CH366</b> P-76		<b>CH388</b> P-91		<b>CK235</b> P-74		<b>DSU2517</b> P-145
	<b>3237</b> P-94		<b>BS1215</b> P-150		<b>CE136</b> P-107		<b>CH337</b> P-127		<b>CH368</b> P-77		<b>CH389</b> P-92		<b>CK236</b> P-110		<b>DSU3017</b> P-146



PRODUCT INDEX

 <b>DSU3018</b> P-138	 <b>ESQ270909</b> P-67	 <b>F6938</b> P-26	 <b>GTB8848R</b> P-120	 <b>HMR12050</b> P-43	 <b>SRU301616L</b> P-61
 <b>DSU301916R</b> P-147	 <b>ESQ280900</b> P-67	 <b>F7237R</b> P-26	 <b>GTW11646R</b> P-122	 <b>HMR3220</b> P-50	 <b>SRU301616R</b> P-61
 <b>DSU3118</b> P-140	 <b>ESQ310809L</b> P-68	 <b>F7240</b> P-27	 <b>H</b> <b>HM10050</b> P-46	 <b>HMR5244</b> P-50	 <b>SRU311710</b> P-59
 <b>DSU4120</b> P-142	 <b>ESQ310809R</b> P-68	 <b>F7334</b> P-28	 <b>HM12054</b> P-44	 <b>HMR6847</b> P-50	 <b>SRU331616</b> P-60
 <b>E</b> <b>ES201809</b> P-151	 <b>ESQ310900</b> P-68	 <b>F7339</b> P-29	 <b>HM13050</b> P-46	 <b>HMR7640</b> P-51	 <b>X</b> <b>XYP600</b> P-159
 <b>ES231609</b> P-151	 <b>F</b> <b>F4040</b> P-39	 <b>F7439R</b> P-30	 <b>HM4343</b> P-48	 <b>HMR8048</b> P-51	 <b>XYP900</b> P-159
 <b>ES281609</b> P-152	 <b>F4041</b> P-39	 <b>F7640</b> P-31	 <b>HM7546</b> P-48	 <b>HMR8644</b> P-51	 <b>XYP900DB</b> P-159
 <b>ES281616</b> P-153	 <b>F4041R10</b> P-39	 <b>F7722R</b> P-32	 <b>HM7947</b> P-48	 <b>HMR8646</b> P-52	 <b>XYP1200</b> P-160
 <b>ES301816L</b> P-154	 <b>F4537R</b> P-21	 <b>F7740R</b> P-34	 <b>HM8045</b> P-49	 <b>HMR8647</b> P-52	 <b>XYP1200DB</b> P-160
 <b>ES301816R</b> P-154	 <b>F5040</b> P-40	 <b>F8138</b> P-34	 <b>HM8446</b> P-49	 <b>S</b> <b>S3034</b> P-97	
 <b>ES311814L</b> P-156	 <b>F5040R10</b> P-40	 <b>F8238</b> P-36	 <b>HM8548</b> P-49	 <b>S3440</b> P-97	
 <b>ES311814R</b> P-156	 <b>F5240</b> P-22	 <b>F8537R</b> P-36	 <b>HM8787</b> P-47	 <b>S4040</b> P-98	
 <b>ES331814L</b> P-158	 <b>F6239</b> P-23	 <b>F9240</b> P-37	 <b>HMR10050</b> P-46	 <b>S5240</b> P-98	
 <b>ES331814R</b> P-158	 <b>F6639</b> P-24	 <b>G</b> <b>G8235</b> P-93	 <b>HMR10060</b> P-52	 <b>SRU201609</b> P-58	
 <b>ESQ240900</b> P-67	 <b>F6937R</b> P-21	 <b>GTB12050R</b> P-121	 <b>HMR11650</b> P-45	 <b>SRU251610</b> P-58	





# Handmade Sinks



## Luxury

The surface and edge processing is very exquisite, coupled with the perfect details, showing the one and only luxury feel for you.  
The classic elegant design and high quality arts and crafts, each product is a work of arts  
-The eternal design embody aesthetic concept, base on the concept of "design from life", to bring you the highest life experience.



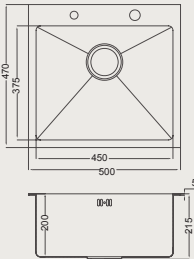


**Model: F4537R**

1.2mm SUS304 Stainless steel / satin polish  
Cutout dimensions: Template with actual product



Dimensions: 500X470  
Basin dimensions: 450X375

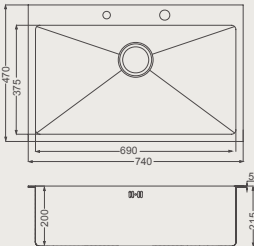


**Model: F6937R**

1.2mm SUS304 Stainless steel / satin polish  
Cutout dimensions: Template with actual product



Dimensions: 740X470  
Basin dimensions: 690X375

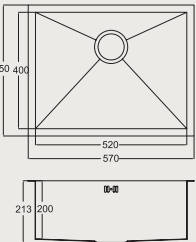


**Model: F5240**

1.2mm SUS304 Stainless steel / satin polish  
Cutout dimensions: Template with actual product



Dimensions: 570X450  
Basin dimensions: 520X400



Optional Accessories



B-08  
Drain Board

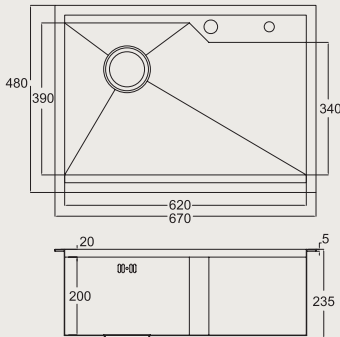




Model: F6239

1.2mm SUS304 Stainless steel / satin polish  
Cutout dimensions: Template with actual product

Dimensions: 670X480  
Basin dimensions: 620X390



Optional Accessories

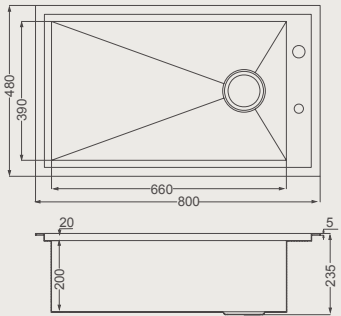


8308-A      B-11      B-16      B-16A  
Soap dispenser      Drain Board      Small Sink      Small Sink

Model: F6639

1.2mm SUS304 Stainless steel / satin polish  
Cutout dimensions: Template with actual product

Dimensions: 800X480  
Basin dimensions: 660X390



Optional Accessories



8308-A      B-16      B-16A      G4231      CB-4228B  
Soap dispenser      Small Sink      Small Sink      Drain Mat      Cutting Board



# Enjoyable

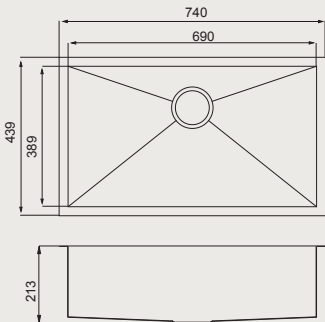
Research and production is a painstaking course, creation is a happy thing, that a mature work first goes public is enjoyable.



## Model: F6938

1.2mm SUS304 Stainless steel / satin polish  
Cutout dimensions: Template with actual product

Dimensions: 740X439  
Basin dimensions: 690X389



### Optional Accessories



B-11  
Drain Board



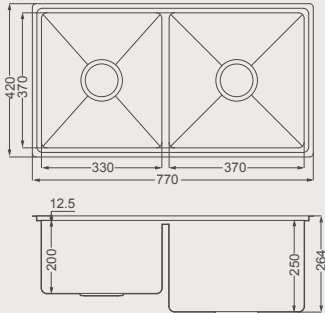
COL-120  
Stainless Steel Colander



## Model: F7237R

1.2mm SUS304 Stainless steel / satin polish  
Cutout dimensions: Template with actual product

Dimensions: 770X420  
Basin dimensions: 330X370 370X370



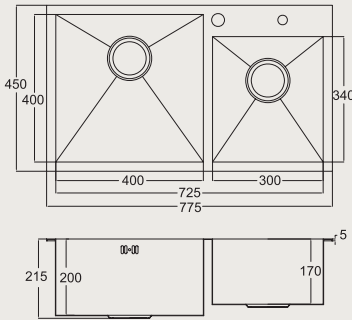





Model: F7240

1.2mm SUS304 Stainless steel / satin polish  
Cutout dimensions: Template with actual product

Dimensions: 775X450  
Basin dimensions: 400X400 300X340



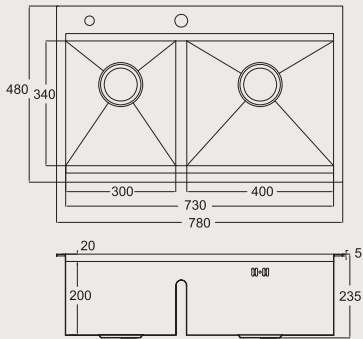
Optional Accessories



Model: F7334

1.2mm SUS304 Stainless steel / satin polish  
Cutout dimensions: Template with actual product

Dimensions: 780X480  
Basin dimensions: 300X340 400X340



Optional Accessories



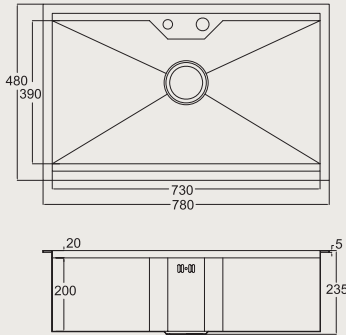




Model: F7339

1.2mm SUS304 Stainless steel / satin polish  
Cutout dimensions: Template with actual product

Dimensions: 780X480  
Basin dimensions: 730X390



Optional Accessories



B-16A  
Small Sink

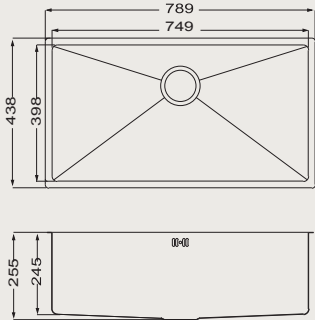


CB-4228B  
Cutting board

Model: F7439R

1.2mm SUS304 Stainless steel / satin polish  
Cutout dimensions: Template with actual product

Dimensions: 789X438  
Basin dimensions: 749X398



Optional Accessories



B-08  
Drain Board



COL-120  
Stainless Steel Colander

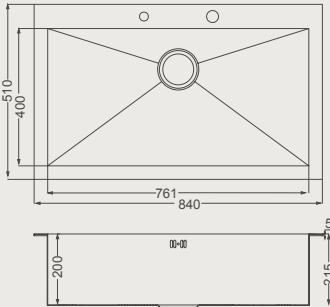




Model: F7640

1.2mm SUS304 Stainless steel / satin polish  
Cutout dimensions: Template with actual product

Dimensions: 840X510  
Basin dimensions: 761X400



Optional Accessories

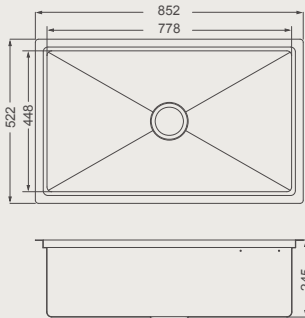


B-08  
Drain Board

Model: F7722R

1.2mm SUS304 Stainless steel / satin polish  
Cutout dimensions: Template with actual product

Dimensions: 852X522  
Basin dimensions: 778X448



Optional Accessories



2010  
Drain basket



B-09  
Drain Board



BK710  
Drain basket

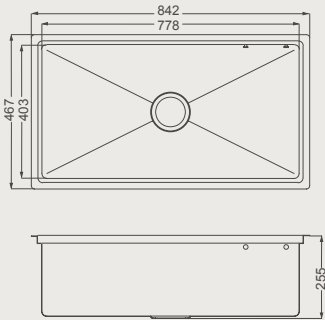




Model: F7740R


1.2mm SUS304 Stainless steel / satin polish  
Cutout dimensions: Template with actual product

Dimensions: 842X467  
Basin dimensions: 778X403



Optional Accessories





# satisfy

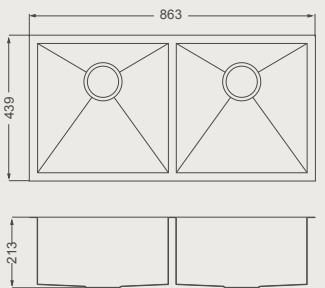
We deeply understand that our insisting in pursuing the perfect ness of design details is the only way to satisfy our customers.



Model: F8138

1.2mm SUS304 Stainless steel / satin polish  
Cutout dimensions: Template with actual product

Dimensions: 863X439  
Basin dimensions: 394X389 394X389



可选配件 Optional Accessories







# life style

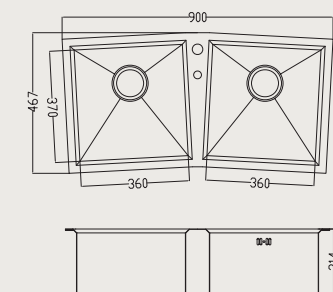
The clean design characterized by high personality and carefully planned details reflects the productive philosophy of a company always able to interpret and comply with current life style.



## Model: F8238

1.2mm SUS304 Stainless steel / satin polish  
Cutout dimensions: Template with actual product

Dimensions: 900X460  
Basin dimensions: 360X370 360X370



### Optional Accessories



B-08

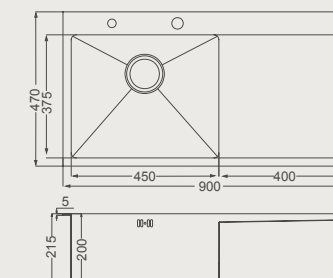
Drain Board



## Model: F8537R

1.2mm SUS304 Stainless steel / satin polish  
Cutout dimensions: Template with actual product

Dimensions: 900X470  
Basin dimensions: 450X375



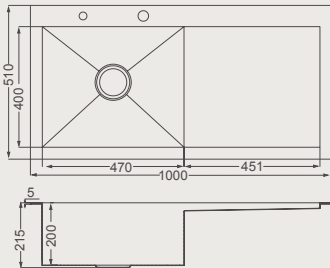




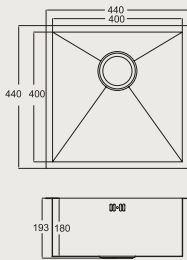
**Model: F9240**

1.2mm SUS304 Stainless steel / satin polish  
Cutout dimensions: Template with actual product

Dimensions: 1000X510  
Basin dimensions: 470X400







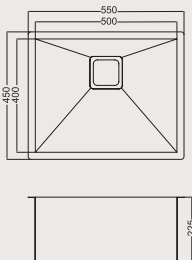

Model: F4040

1.2mm SUS304 Stainless steel / satin polish

Cutout dimensions: Template with actual product

Dimensions: 440X440

Basin dimensions: 400X400



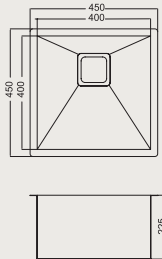
Model: F5040

1.2mm SUS304 Stainless steel / satin polish

Cutout dimensions: Template with actual product

Dimensions: 550X450

Basin dimensions: 500X400



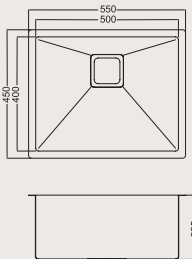
Model: F4041

1.2mm SUS304 Stainless steel / satin polish

Cutout dimensions: Template with actual product

Dimensions: 450X450

Basin dimensions: 400X400



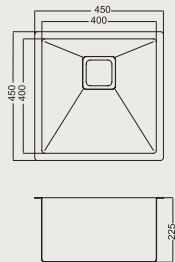
Model: F5040R10

1.2mm SUS304 Stainless steel / satin polish

Cutout dimensions: Template with actual product

Dimensions: 550X450

Basin dimensions: 500X400



Model: F4041R10

1.2mm SUS304 Stainless steel / satin polish

Cutout dimensions: Template with actual product

Dimensions: 450X450

Basin dimensions: 400X400



With an unsurpassed and outstanding taste ,apply art too the practical life, inside every perfectly round radian, the cangue human life affairs is throw out, making out bodies and hearts feel like staying with the nature , and smooth out.



# Elite

communicates a neat design with a simple and easy purity. It is able to kindle emotions thanks to its smooth surface and the regular geometric shapes.



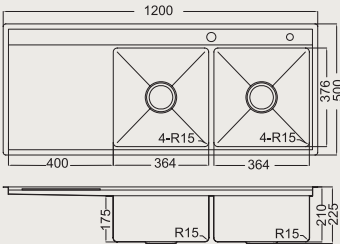




**Model: HMR12050**

1.2mm SUS304 Stainless steel / satin polish  
Cutout dimensions: Template with actual product

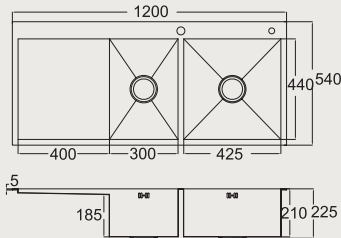
Dimensions: 1200X500  
Basin dimensions: 364X376 364X376



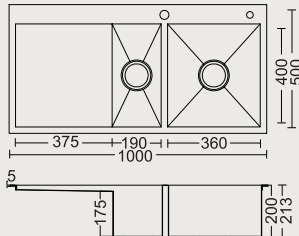
**Model: HM12054**

1.2mm SUS304 Stainless steel / satin polish  
Cutout dimensions: Template with actual product

Dimensions: 1200X540  
Basin dimensions: 300X440 425X440







**Model: HM10050**

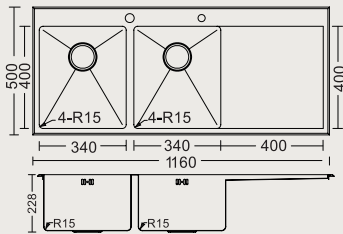
1.2mm SUS304 Stainless steel / satin polish  
Cutout dimensions: Template with actual product

Dimensions: 1000X500  
Basin dimensions: 190X400 360X400

**Model: HMR11650**

1.2mm SUS304 Stainless steel / satin polish  
Cutout dimensions: Template with actual product

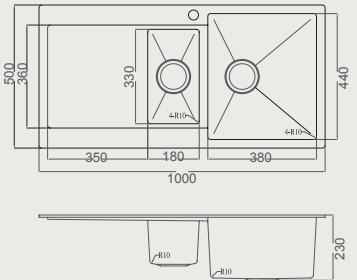
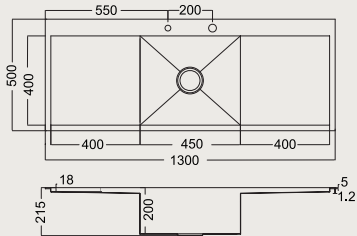
Dimensions: 1160X500  
Basin dimensions: 340X400 340X400



**Model: HM13050**

1.2mm SUS304 Stainless steel / satin polish  
Cutout dimensions: Template with actual product

Dimensions: 1300X500  
Basin dimensions: 450X400



**Model: HMR10050**

1.2mm SUS304 Stainless steel / satin polish  
Cutout dimensions: Template with actual product

Dimensions: 1000X500  
Basin dimensions: 180X330 380X440



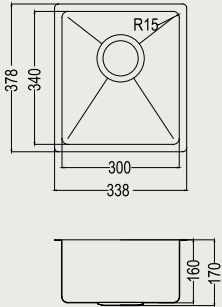




# From idea you design

from material to manufacturing , every product is essence of creation through continuous denial to get the best and satisfactory version, every design is perfect - proofing artwork not only just for quality.

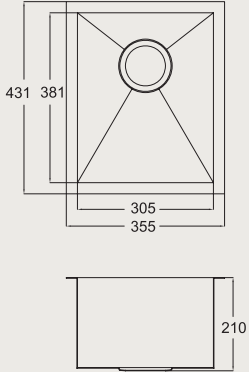




Model: BS121307

1.2mm SUS304 Stainless steel / satin polish  
Cutout dimensions: Template with actual product

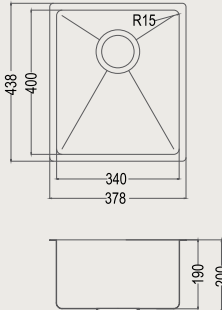
Dimensions: 338X378  
Basin dimensions: 300X340



Model: BSQ121508

1.2mm SUS304 Stainless steel / satin polish  
Cutout dimensions: Template with actual product

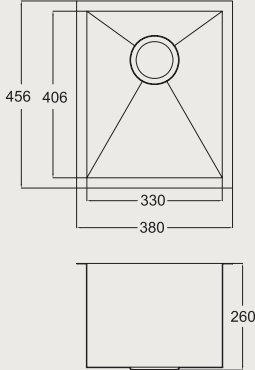
Dimensions: 355X431  
Basin dimensions: 305X381



Model: BS131507

1.2mm SUS304 Stainless steel / satin polish  
Cutout dimensions: Template with actual product

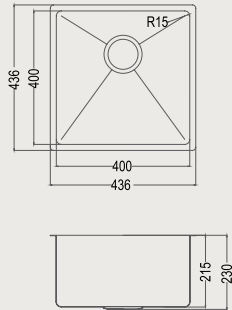
Dimensions: 378X438  
Basin dimensions: 340X400



Model: BSQ131610

1.2mm SUS304 Stainless steel / satin polish  
Cutout dimensions: Template with actual product

Dimensions: 380X456  
Basin dimensions: 330X406



Model: BS161609

1.2mm SUS304 Stainless steel / satin polish  
Cutout dimensions: Template with actual product

Dimensions: 436X436  
Basin dimensions: 400X400



living art

The design idea reads aloud of do not have the mental strategy,iuxurious practical style special features, is a modern technology and living art of perfect combination.

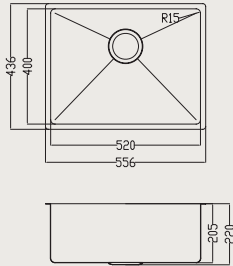




Model: SRU201609

1.2mm SUS304 Stainless steel / satin polish  
Cutout dimensions: Template with actual product

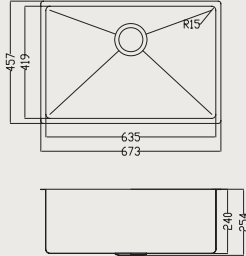
Dimensions: 556X436  
Basin dimensions: 520X400



Model: SRU251610

1.2mm SUS304 Stainless steel / satin polish  
Cutout dimensions: Template with actual product

Dimensions: 673X457  
Basin dimensions: 635X419



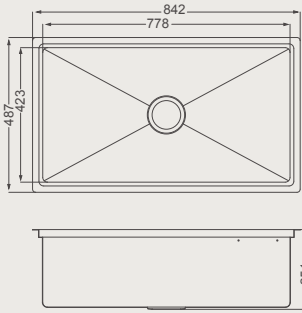





Model: SRU311710

1.2mm SUS304 Stainless steel / satin polish  
Cutout dimensions: Template with actual product

Dimensions: 842X487  
Basin dimensions: 778X423



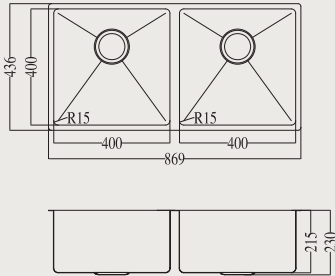
Optional Accessories



Model: SRU331616

1.2mm SUS304 Stainless steel / satin polish  
Cutout dimensions: Template with actual product

Dimensions: 869X436  
Basin dimensions: 400X400 400X400

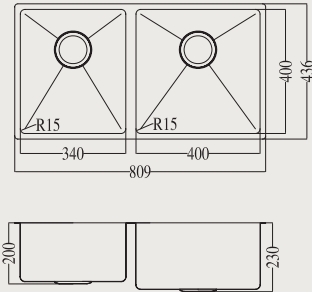




Model: SRU301616L

1.2mm SUS304 Stainless steel / satin polish  
Cutout dimensions: Template with actual product

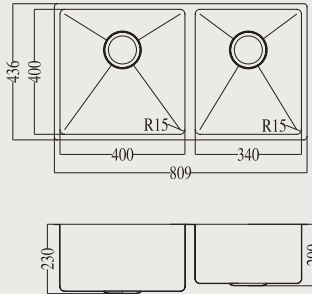
Dimensions: 809X436  
Basin dimensions: 340X400 400X400

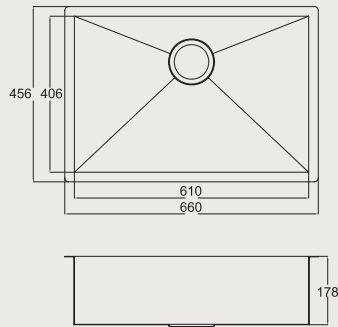


Model: SRU301616R

1.2mm SUS304 Stainless steel / satin polish  
Cutout dimensions: Template with actual product

Dimensions: 809X436  
Basin dimensions: 400X400 340X400





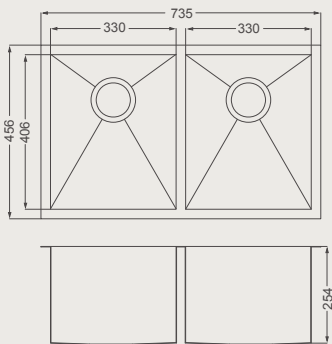
Model: DSQ241607

1.2mm SUS304 Stainless steel / satin polish

Cutout dimensions: Template with actual product

Dimensions: 660X456

Basin dimensions: 610X406



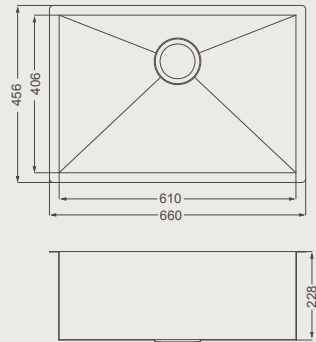
Model: DSQ271616

1.2mm SUS304 Stainless steel / satin polish

Cutout dimensions: Template with actual product

Dimensions: 735X456

Basin dimensions: 330X406 330X406



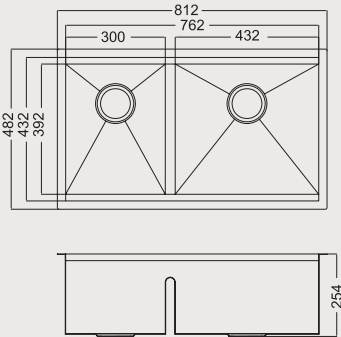
Model: DSQ241609

1.2mm SUS304 Stainless steel / satin polish

Cutout dimensions: Template with actual product

Dimensions: 660X456

Basin dimensions: 610X406



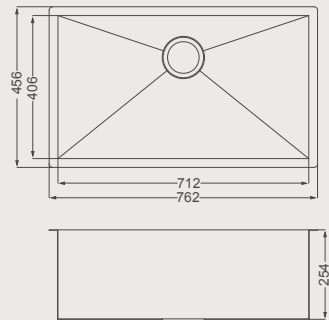
Model: DSQ301515

1.2mm SUS304 Stainless steel / satin polish

Cutout dimensions: Template with actual product

Dimensions: 812X482

Basin dimensions: 300X392 432X392



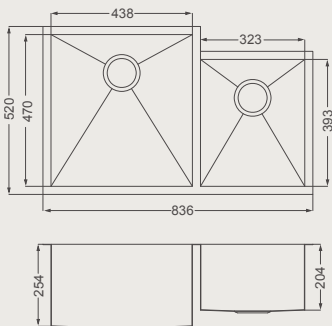
Model: DSQ2816

1.2mm SUS304 Stainless steel / satin polish

Cutout dimensions: Template with actual product

Dimensions: 762X456

Basin dimensions: 712X406



Model: DSQ311815

1.2mm SUS304 Stainless steel / satin polish

Cutout dimensions: Template with actual product

Dimensions: 836X520

Basin dimensions: 438X470 323X393

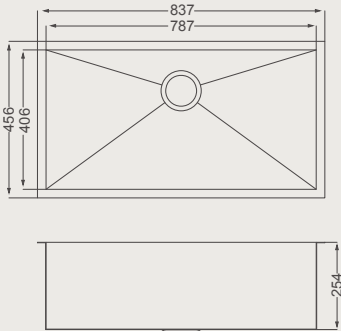




**Model: DSQ3116**

1.2mm SUS304 Stainless steel / satin polish  
Cutout dimensions: Template with actual product

Dimensions: 837X456  
Basin dimensions: 787X406





## Domestic Style Sinks



**Quality  
material for  
international  
markets.**







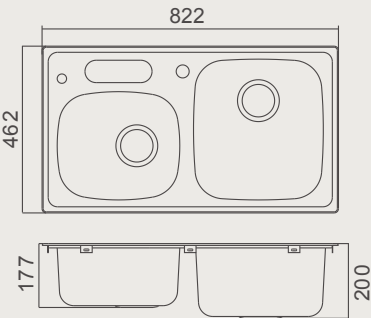
Model: CK229

1.2mm SUS304 Stainless steel / satin polish


Cutout dimensions: Template with actual product

Dimensions: 822X462

Basin dimensions: 340X300 360X390




Optional Accessories




8308-B

Soap dispenser




CB-322

Cutting board



SF-3034

Drain Colander



Stainless steel round knife shelf

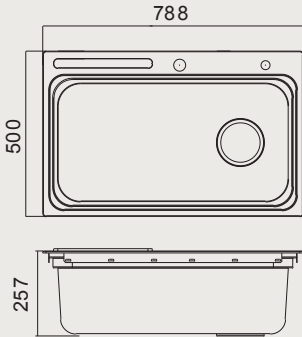
Model: CK233

1.2mm SUS304 Stainless steel / satin polish


Cutout dimensions: Template with actual product

Dimensions: 788X500

Basin dimensions: 700X360




Optional Accessories




8308-B

Soap dispenser




B-05

Full lenght moveable drain tyay




CB-4028B

Cutting board



SS-04

Sliding sink



Stainless steel square knife shelf





European Style Sinks

# Inspiration

flashes is everyday life,  
For those who know how to enjoy and taste their life can realize.



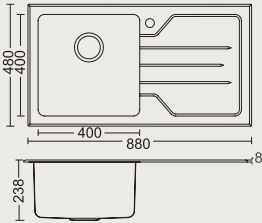


**Model: GTB8848R** tempered glass sink



1.2mm SUS304 Stainless steel / satin polish  
Cutout dimensions: Template with actual product

Dimensions: 880X480  
Basin dimensions: 400X400





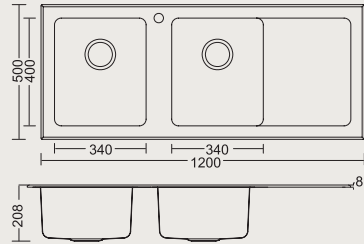


**Model: GTB12050R**      tempered glass sink



1.2mm SUS304 Stainless steel / satin polish  
Cutout dimensions: Template with actual product

Dimensions: 1200X500  
Basin dimensions: 340X400 340X400

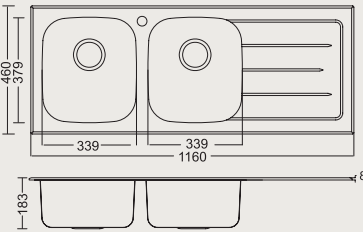


**Model: GTW11646R**      tempered glass sink



1.2mm SUS304 Stainless steel / satin polish  
Cutout dimensions: Template with actual product

Dimensions: 1160X460  
Basin dimensions: 339X379 339X379



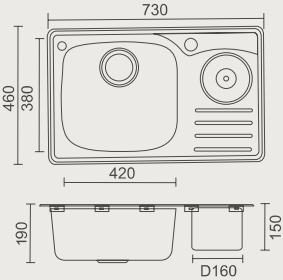




**Model: CH331** 带保洁桶单槽  
Single bowl with build-in waste bin

1.2mm SUS304 Stainless steel / satin polish  
Cutout dimensions: Template with actual product

Dimensions: 730X460  
Basin dimensions: D160 420X380



可选配件 Optional Accessories

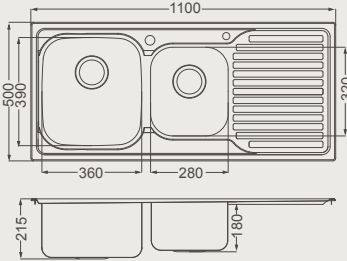


SF-3842  
Drain colander

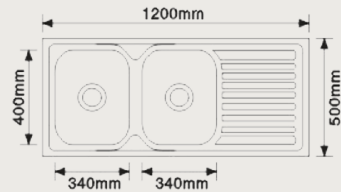
**Model: CH380**

1.2mm SUS304 Stainless steel / satin polish  
Cutout dimensions: Template with actual product

Dimensions: 1100X500  
Basin dimensions: 360X390 280X320







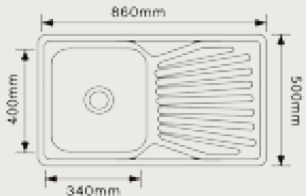
Model:KX-1200500

Double bowls with build-in drainboard



0.6 - 0.8 mm SUS304 Stainless steel / satin  
polish Cutout dimensions: Template with actual product

Dimensions: 1200X500



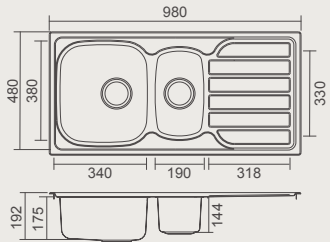
Model:KX-860500

Single bowl with build-in drain board



0.6 - 0.8 mm SUS304 Stainless steel / satin  
polish Cutout dimensions: Template with actual product

900X470

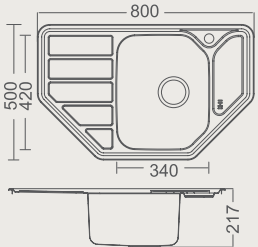


Model:KX-CH386

Double bowls with build-in drainboard

0.6 - 0.8 mm SUS304 Stainless steel / satin  
polish Cutout dimensions: Template with actual product

980X480  
340X380 190X330

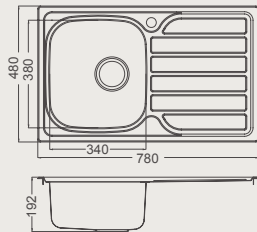


Model:KX-CH392

Single bowl with build-in drain board

0.6 - 0.8 mm SUS304 Stainless steel / satin  
polish Cutout dimensions: Template with actual product

800X500  
340X420

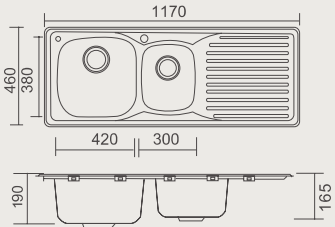


Model:KX-CH390

Single bowl with build-in drain board

0.6 - 0.8 mm SUS304 Stainless steel / satin  
polish Cutout dimensions: Template with actual product

780X480  
340X380



Model:KX-DH836

Linen finish double bowls with drainboard

0.6 - 0.8 mm SUS304 Stainless steel / satin  
polish Cutout dimensions: Template with actual product

1170X460  
420X380 300X340





## American Style Sinks



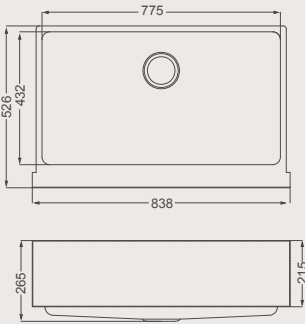




Model: DAF3320

1.5mm SUS304 Stainless steel / satin polish  
Cutout dimensions: Template with actual product

Dimensions: 838X526  
Basin dimensions: 775X432



可选配件 Optional Accessories



G031

Stainless bottom grid



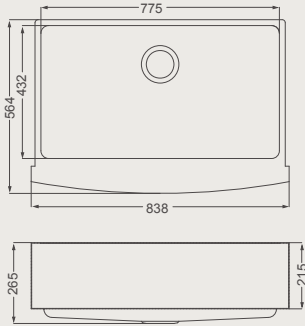
CB017

Cutting Board

Model: DAF3320C

1.5mm SUS304 Stainless steel / satin polish  
Cutout dimensions: emplate with actual product

Dimensions: 838X564  
Basin dimensions: 775X432



可选配件 Optional Accessories



G031

Stainless bottom grid



CB017

Cutting Board



## Custom Accessoires



# Rhythm of space

is originated from the design inspiration; everlasting beauty flows in the plain lines and common life is pregnant with the lofty ideas.





# Custom Accesssoies


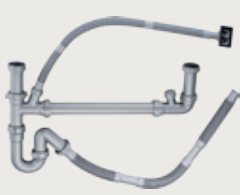
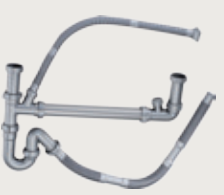









## Strainer

			
<b>LS-02</b>	<b>LS-03</b>	<b>LS-04</b>	<b>LS-08</b>
Matched drain size: $\phi$ 90mm	$\phi$ 110mm	$\phi$ 90mm	$\phi$ 110mm
Matched pipe size: $\phi$ 38.1mm (1.5")	$\phi$ 38.1mm (1.5")	$\phi$ 38.1mm (1.5")	$\phi$ 50.8mm (2")
			
<b>LS-09</b>	<b>LS-22</b>	<b>LS-25</b> <span>NEW</span>	<b>LS-26</b> <span>NEW</span>
Matched drain size: $\phi$ 90mm	90x90mm	$\phi$ 110mm	$\phi$ 90mm
Matched pipe size: $\phi$ 50.8mm (2")	$\phi$ 38.1mm (1.5")	$\phi$ 50.8mm (2")	$\phi$ 50.8mm (2")

## Soap dispenser

					
<b>8308-A</b>	<b>8308-B</b>	<b>8308-D</b>	<b>8308-E</b>	<b>8308-H</b> <span>NEW</span>	<b>8308-I</b> <span>NEW</span>
Material: Copper	Copper	Plactic	塑料 Plactic	不锈钢 Stainless steel	铜 Copper

				
<b>V08-B1-A</b>	<b>V08-B2-A</b>	<b>V08-B2-B</b>	<b>V08-B3-A</b>	<b>V09-B1-A</b>
Matched strainer size: $\phi$ 38.1mm (1.5")	$\phi$ 38.1mm (1.5")	$\phi$ 38.1mm (1.5")	$\phi$ 38.1mm (1.5")	$\phi$ 50.8mm (2")
				
<b>V09-B1-B</b>	<b>V09-B2-A</b>	<b>V09-B2-B</b>	<b>V13-B2-A</b> <span>NEW</span>	<b>TK111A</b>
Matched strainer size: $\phi$ 50.8mm (2")	$\phi$ 50.8mm (2")	$\phi$ 50.8mm (2")	$\phi$ 38.1mm (1.5")	Automatic drainage